

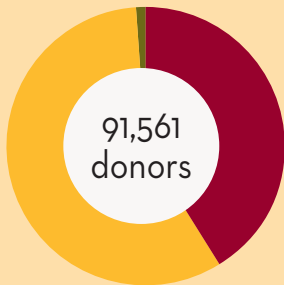
2023 giving results

The following figures summarize giving to the University of Minnesota in fiscal year 2023, which ran from July 1, 2022, through June 30, 2023. These figures are reported by the University of Minnesota Foundation, which raises and manages gifts to the U of M.

University-wide fundraising results			
	Fiscal 2023	Fiscal 2022	Fiscal 2013
Gifts, pledges, and other future commitments	\$347 million	\$453 million	\$236 million
Distributions for University purposes*	\$263 million	\$202 million	\$165 million
University of Minnesota Foundation endowment*	\$3.3 billion	\$3.1 billion	\$1.7 billion
Combined University endowments*	\$5.5 billion	\$5.4 billion	\$2.8 billion

*Preliminary and unaudited

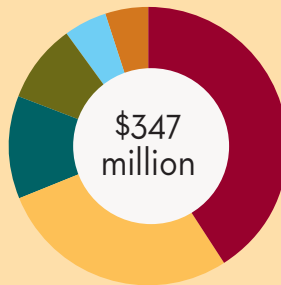
How this year's giving total stacks up



Donors of 2023 gifts
Total: 91,561

This includes all donors to the U, with gifts ranging from \$1 to \$25 million.

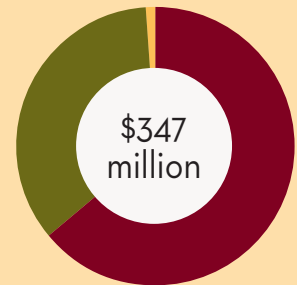
- Alumni
36,922 **40%**
- Other individuals
51,032 **56%**
- Organizations
3,607 **4%**



Purpose of 2023 gifts
Total: \$347 million

The \$347 million in gifts raised includes outright gifts, pledges, and future commitments

- Program support*
\$143 million **41%**
- Student support
\$96 million **28%**
- Outreach and community engagement
\$43 million **12%**
- Research
\$31 million **9%**
- Capital improvement
\$17 million **5%**
- Faculty and staff support
\$17 million **5%**



Types of 2023 gifts
Total: \$347 million

- Cash and pledges
\$223 million **64%**
- Future (estate and deferred gifts)
\$121 million **35%**
- Property and in-kind gifts
\$3 million **1%**



UNIVERSITY OF MINNESOTA
Driven to DiscoverSM

*Includes crossdisciplinary support, undesignated planned gifts, and support for campus programs